

ASSESSMENT SELF-EVALUATION SHEET

Student Name	Stefan J Schaffeld	Student Number	513593
Course Unit	Practice of Painting POP1	Assessment Event	July 2017
Tutor	Doris Rohr	Submission Date	22 May 2017

OVERALL EVALUATION

I have chosen to submit a cross section as a *narrative* reflecting my painting journey so far on my Fine Art degree pathway. It shows a gradual development with an increasing awareness and mastery of painting and observation skills. I can discern a progression from rather illusionary observational paintings (#1, #2, #3) through *gestural* handling of the materiality of the medium and experiencing an embodied and tactile painting sensation (#4, #5, #6, #7). It developed towards deeper interaction of paint and surfaces through *texture, layers* and *collage* and painting to present different realities (#8, #9, #10, #11). Eventually it moved into *semi-abstract* paintings (#12, #13). My artist statement gives a more detailed overview - see [Painting Process as Narrative](#).

My submitted portfolio includes *sketchbooks* as stand-alone body of works. Either (#16) as a *painterly reflection* of my personal encounter of my environment or (#17) as *painting in layers/collage* that works most successfully in book format. Course work sketchbooks (#14, #15), video and documents showing my exploration of *process as painting* (#13, #18) are supporting my submission.

In the second half of the course I found a 'breakthrough' in exploring new aspects of self-portraits by fragmenting into aspects of human sensations (#4). I explored personal themes of memories, human presence and absence, and the sublime, the uncanny, and the un-homely. My personal [parallel projects](#) sharpened my skills and my engagement with my subject matter. Further, I explored areas traditionally beyond painting (e.g. print, photography) in order to appropriate techniques to exploit the versatility of painting to express various visual realities. Through my profession in art therapy I became continuously interested in exploring different ways to visualize embodied mental images and sensations of personal encounters. My painting approach explores a disruptive perception of an illusionistic representation of reality through assemblage, collage, layering and fragmentation.

My tutor recognized me as a prolific student with a need to stay more focused. My contextual research skills started with a broad scope but developed towards being more selective and relevant to my project work. Overall, my strengths are related to a rather gestural and expressive painting approach alongside a deeper exploration of the process and documentation of painting. My tutor acknowledged my 'mature approach that exceeds level 1 expectation'.

I do feel intrigued by the process of painting as such and I am curious to address *painting as process* respectively *painting as documentation* in more successful ways.

CONTENTS LIST

Course Work	Blog	Physical Work	G-drive
Assignment 1 Assignment piece		Y	
Assignment 2 Project 2: Exercise 1		Y	
Assignment 3 Assignment piece	Y original: http://ocapainting1.stefanschaffeld.com/?p=1769 reworked: http://ocapainting1.stefanschaffeld.com/?p=4230	Y	
Assignment 4 Project 1: Exercise 2 +Video piece (0:37 min) Project 2: Exercise 1 Project 5: Exercise 1 Project 5: Exercise 2 Video piece for assignment prep. (5:05 min)		Y Y Y Y	Y https://drive.google.com/a/oca-uk.com/file/d/0B01FNjP84PHhelhJSHNqQUdQRDQ/view?usp=sharing Y https://drive.google.com/a/oca-uk.com/file/d/0B01FNjP84PHhRzc4X0ZlakhNWM/view?usp=sharing
Assignment 5 Project 2: Exercise 1 Assignment pieces: “ #5 “ #3		Y Y Y	

<p>Preparatory Work: Sketchbooks Sketchbook #2 Sketchbook #4 Sketchbook #6 Sketchbook #7 Sketchbook #8 Sketchbook #9 Sketchbook #10 Sketchbook #11</p> <p>Process of paintings (assignment 4 and 5)</p> <p>Selection of preparatory self- portraits studies for assignment 3 (6x)</p>		<p>Y (no.12, 13, 15, 16; sign-posted)</p> <p>Y in binder of documents no.11 (register 'P')</p> <p>Y (no.14)</p>	
<p>Learning Log</p>	<p>Y http://ocapainting1.stefanschaffeld.com/</p>		
<p>Tutor Reports</p>		<p>Y In binder of documents no.11 (register 'T#')</p>	<p>Y https://drive.google.com/drive/folders/0B5lk5GtcG6RiM0xHVjh3XzBFSGs</p>
<p>Reflections on tutor's feedback A1- A5 (combined)</p>		<p>Y In binder of documents no.11 (register 'R')</p>	<p>Y https://drive.google.com/a/oca-uk.com/file/d/0B01FNjP84PHhY1NZOFQxcVQxVUU/view?usp=sharing</p>
<p>Artist Statement <i>Painting Process as Narrative</i></p>	<p>Y http://ocapainting1.stefanschaffeld.com/?p=4160</p>	<p>Y In binder of documents no.11 (register 'A')</p>	<p>Y https://drive.google.com/a/oca-uk.com/file/d/0B01FNjP84PHhcmhGa2NPeHNLmVE/view?usp=sharing</p>
<p>Contact Sheet</p>		<p>Y see below and in binder of documents no.11 (register '0')</p>	<p>Y</p>

PRESENTATION GUIDELINES

Please indicate how you wish the work to be seen and present the work in as close a way to this as possible within the size, weight and other OCA guidelines. If necessary each work should be accompanied by specific instructions. If there is digital work which needs to be seen please indicate clearly on your contents page and instruct on how it should be viewed here.

Please be aware that due to the number of assessments viewed at each event there is limited space per student. Your presentation requests will be accommodated as much as possible.

My submission consists out of two parts:

- My portfolio: no.1 – no.10 as shown in contact sheet)
- My supporting and preparatory works (sketchbooks, single paintings): no.12 – no.16 as shown in contact sheet)

My portfolio can be seen in the order indicated in the contact sheet (from no.1 to no. 10 in contact sheet). However, paintings no.8, no.9, and no.10 are expected to be seen as a sequence side by side in that order.






The loose binder with self-portraits (no. 14 in contact sheet) are recommended to be viewed as preparatory paintings for assignment 3

Sketchbook #8 and #11 (no. 15 in contact sheet) are recommended to be viewed in context of assignment 4

Sketchbook #10 (no. 16 in contact sheet) are recommended to be viewed parallel with assignment 5 and the indicated no. 8, 9 and 10.

CONTACT SHEET

Title & Description	Image	Title & Description	Image
<p>1. 'Pebbles', a still-life from nature</p> <p>Acrylic paint on paper (48 x 36 cm)</p> <p>Part 1: Assignment 1</p>		<p>2. Drawing in Paint</p> <p>Acrylic paint on canvas board (50 x 40 cm)</p> <p>Part 2: Project 2 - Exercise 1</p>	
<p>3. 'Portrait Objects'</p> <p>Acrylic paint on paper (48 x 36 cm)</p> <p>Part 3: Assignment 3</p>		<p>4. 'The Rock':</p> <p>Oil on sized linen with acrylic ground (50 x 60 cm)</p> <p>Part 4: Project 1 - Exercise 2</p>	
<p>5. 'InsideOut' or De(i)llusion</p> <p>Oil and acrylic on sized and primed paper (49 x 49 cm)</p> <p>Part 4: Project 2 - Exercise 1</p>		<p>6. 'My Presence', an interior</p> <p>Oil on sized linen (60 x 50 cm)</p> <p>Part 4: Project 5 - Exercise 1</p>	
<p>7. 'Memories'</p> <p>Oil on primed canvas (40 x 40 cm)</p> <p>Part 4: Project 5 - Exercise 2</p>		<p>8. 'Corroding away at the facade of the smile'</p> <p>Mixed Media on polystyrene (50 x 50 cm)</p> <p>Part 5: Project 2 - Exercise 1</p> <p>preparatory work for #9</p>	
<p>9. 'A remove from the familiar'</p> <p>Oil and collage on canvas (60 x 22 cm)</p> <p>Part 5: Assignment 5 #5</p>		<p>10. 'How little we need to build worlds'</p> <p>Acrylic and cat litter on canvas (60 x 50 cm)</p> <p>Part 5: Assignment 5 #3</p>	

<p>11. Document Binder</p> <p>with supporting documents as listed in content list</p>		<p>12. Sketchbooks A4</p> <p>Course work sketchbooks #2, #6, #7 and #9 for part 1, 2, 3, and 4</p>	
<p>13. Sketchbook A4</p> <p>Course work sketchbook #4 for part 2 and 3</p>		<p>14. Selection of preparatory self-portraits studies (45x35cm)</p> <p>loose sheets with supporting paintings for Assignment 3</p>	
<p>15. Sketchbooks #8 & #11 (A5)</p> <p>A visual diary of my personal encounter with my environment</p> <p>Part 4: Preparatory work for Assignment 4</p>		<p>16. Sketchbook #10 (A3)</p> <p>Overpainted Photographs / collage in book format</p> <p>Part 5: Preparatory work for Assignment 5</p>	